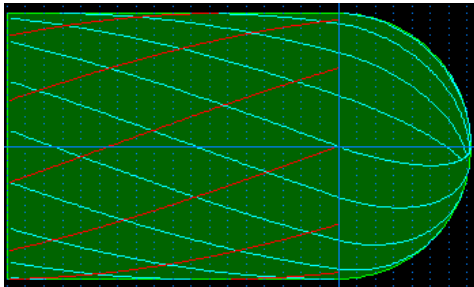
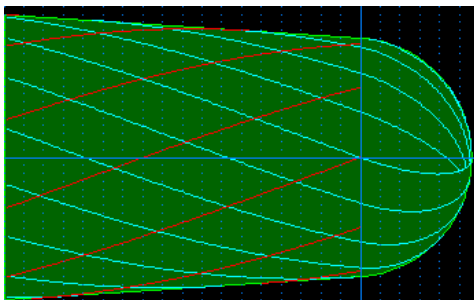


5.1 Basic Burs/Dental-tools

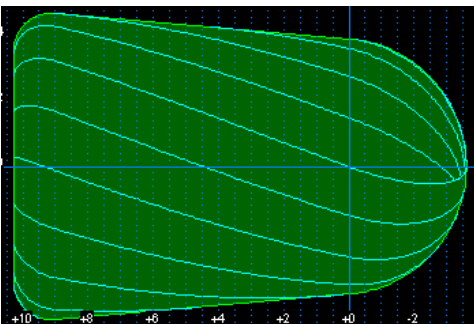
Front section: Exp. Ball Nose



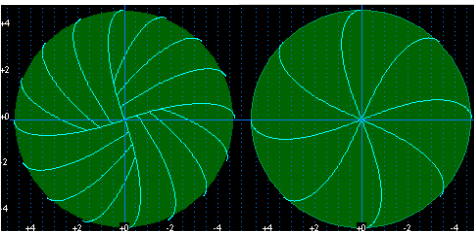
Middle section: Exp. Front Taper



Back section: Exp. Radius



Standard Fluting: Cut to Center / Groove Cut



**Profile Construction:**

Free selectable sequence including:

Front:

1. End face
2. Point
3. Chamfer
4. Sphere
5. Ball nose
6. Enlarged radius
7. Double radius

Middle:

1. Cylinder
2. Increasing taper
3. Downgrade taper
4. Convex radius
5. Concav radius

Back:

1. Cylinder
2. Taper
3. Radius

**Standard Fluting:**

- Cut to center
- Section fluting
- Two to center
- Groove cut

**Double Cutting:**

- Optional

**Periphery:**

- Optional

**Chip breaker:**

- Optional

**Grinding Direction:**

- Forward
- Backward
- Bidirectional