
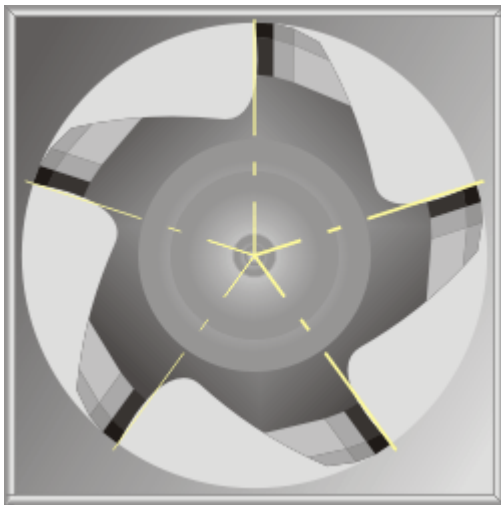



3.1 Basic Reamer



Side view



Front view



2nd Chamfer

Work Piece:

- 1. Cylinder
- 2. Taper

Face:

- Plane without cutting edge
- Milling end face

Cutting Edge Combination:

- right helix/right cut
- left helix/left cut
- right helix/left cut
- left helix/right cut

Devision:

- equal
- unequal (free division between all teeth)

Preparation:

- Separation
- Profile roughing
- Profile finishing

Production / Regrinding

- Production in several infeeds

Main Fluting:

- Workpiece with pairs of different fluting geometries

Periphery

- Like end mills Pos. 1.

Heel:

- Like end mills Pos. 1.

Chamfer

- Linear relief: 1./2./3. relief angle
- Radial relief: transverse/longitudinal

2nd Chamfer

- Optional: 2nd chamfer